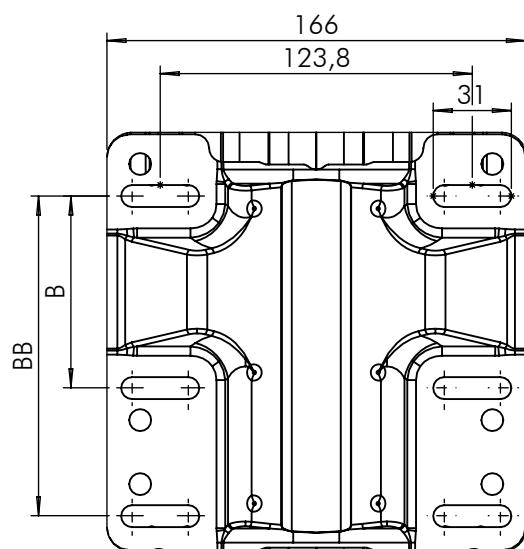
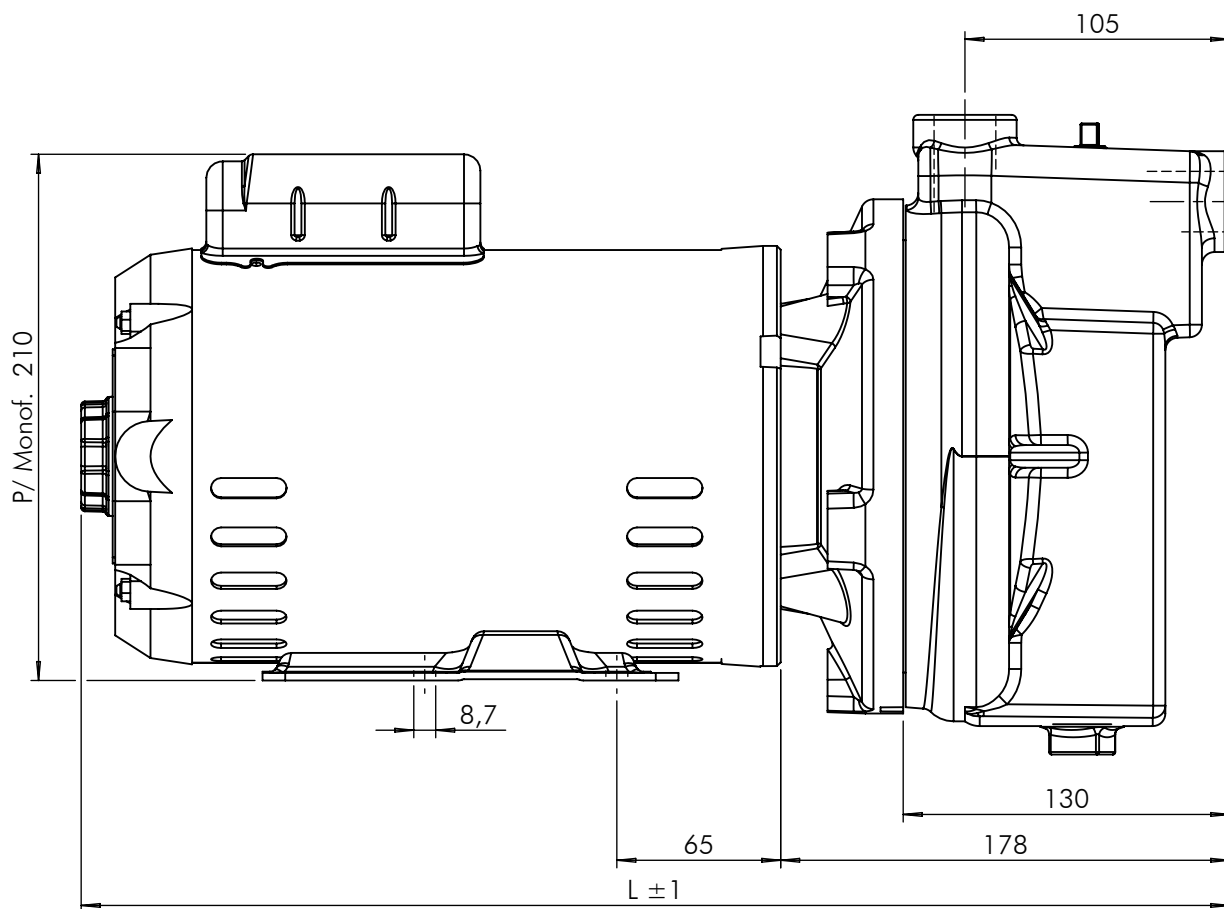
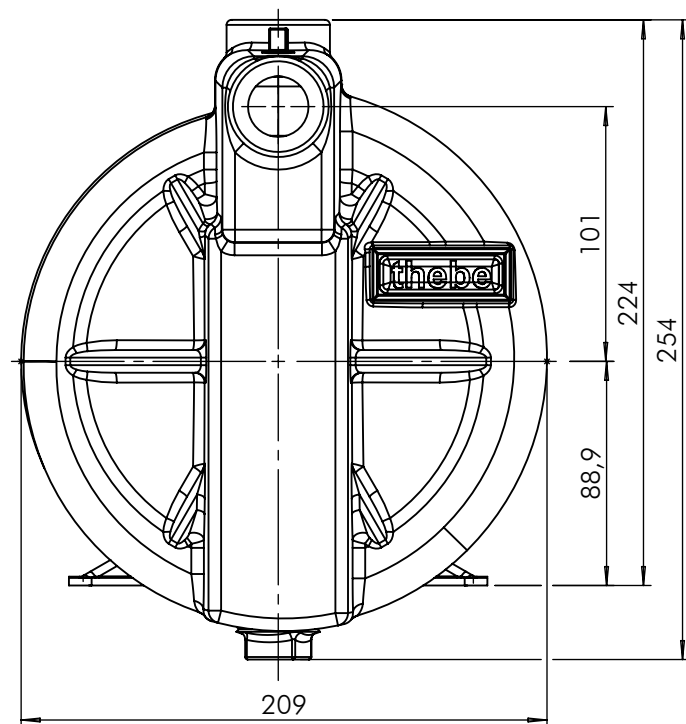


Montagem referente a motor WEG IP-21

SUCÇÃO: 3/4" BSP

RECALQUE: 3/4" BSP



Bomba Motor Monof.

CV	B	BB	L
1/2	72.6	---	373
1,0			416
1,5			426
2,0		127	446
3,0			466

Bomba Motor Trif.

CV	B	BB	L
1/2	72.6	---	406
1,0			426
1,5			446
2,0		127	456
3,0			476



EBARA CORPORATION

EXECUTADO	F. Conte	25/01/18
VERIFICADO	Gustavo G.	25/01/18
APROVADO	Garcia	25/01/18
	NOME	DATA CRIAÇÃO

00	---	---	25/01/18	Garcia
REVISÃO	LOCAL	Nº DOCUM.	DATA	APROVADO

Bomba RE-16AV AL Jet Pump

DESENHO Nº

192168



ESCALA: 1:3

Em caso de dúvidas pergunte!

MATERIAL:

PESO:

FOLHA 1 de 1

UNID.: Milímetro (mm)